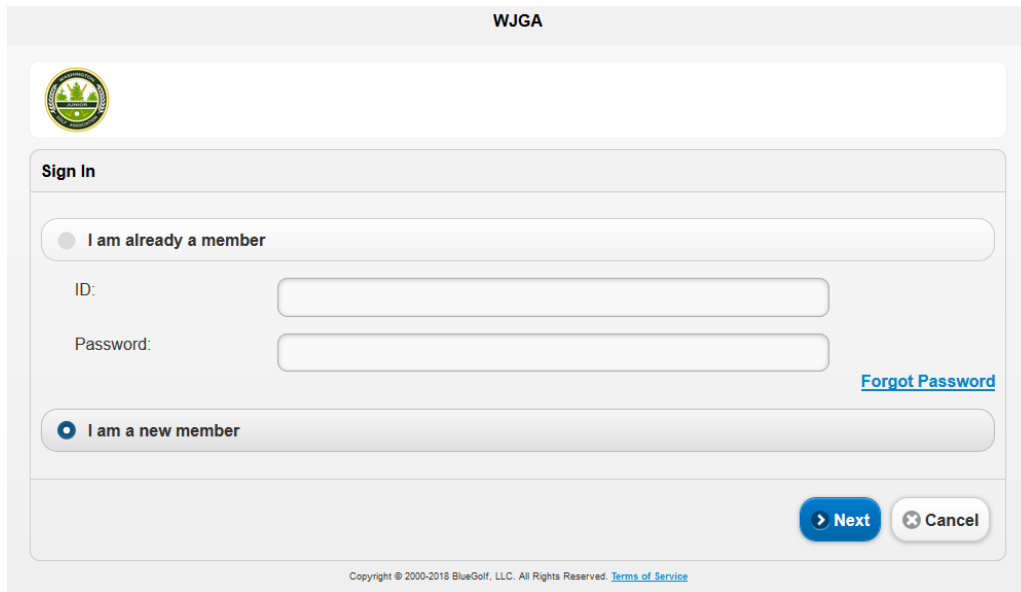
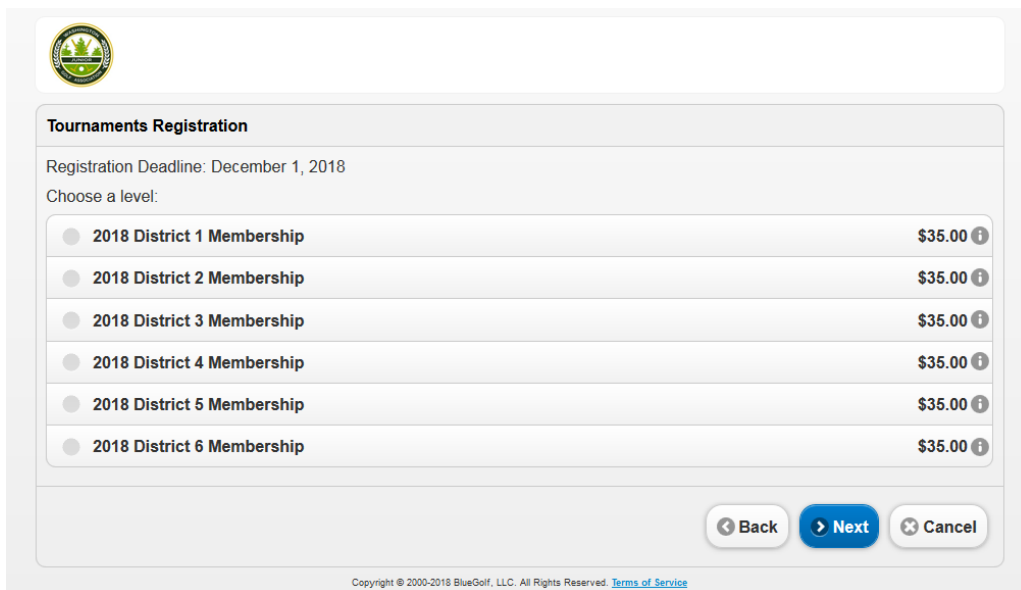


**Step 1:** Select the link for membership or tournament registration at [www.wjga.net](http://www.wjga.net). At the BlueGolf registration homepage select the option to register as a new member and select next. The next page will take you to the personal information page, and once all the required information has been completed, once again select the next button.



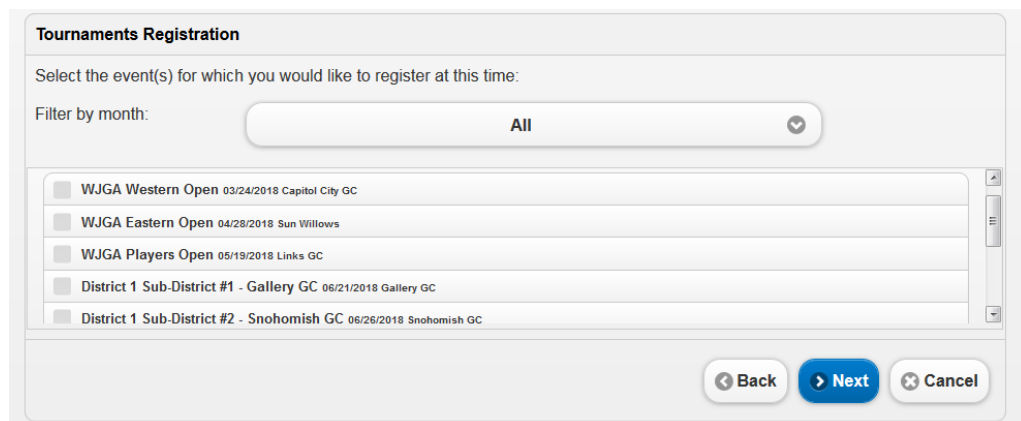
The image shows the WJGA Sign In page. At the top, there is a WJGA logo. Below it, the heading "Sign In" is displayed. There are two radio button options: "I am already a member" (which is currently unselected) and "I am a new member" (which is selected). Below these options are input fields for "ID:" and "Password:". To the right of the password field is a blue link that says "Forgot Password". At the bottom right of the form, there are two buttons: a blue "Next" button with a right-pointing arrow and a white "Cancel" button with a close icon. At the very bottom, there is a small copyright notice: "Copyright © 2000-2018 BlueGolf, LLC. All Rights Reserved. [Terms of Service](#)".

**Step 2:** Select the proper District for 2018 membership once your personal information page is completed.



The image shows the "Tournaments Registration" page. At the top, there is a WJGA logo. Below it, the heading "Tournaments Registration" is displayed. Underneath, it says "Registration Deadline: December 1, 2018". Below that, it says "Choose a level:". There is a list of six membership options, each with a radio button, the name of the membership, and the price of \$35.00 with an information icon (i). The options are: "2018 District 1 Membership", "2018 District 2 Membership", "2018 District 3 Membership", "2018 District 4 Membership", "2018 District 5 Membership", and "2018 District 6 Membership". At the bottom right, there are three buttons: a white "Back" button with a left-pointing arrow, a blue "Next" button with a right-pointing arrow, and a white "Cancel" button with a close icon. At the very bottom, there is a small copyright notice: "Copyright © 2000-2018 BlueGolf, LLC. All Rights Reserved. [Terms of Service](#)".

**Step 3:** Check the box next to each tournament you wish to register for and select next:



The image shows the "Tournaments Registration" page with a list of events. At the top, there is a WJGA logo. Below it, the heading "Tournaments Registration" is displayed. Underneath, it says "Select the event(s) for which you would like to register at this time:". Below that, there is a "Filter by month:" label and a dropdown menu currently set to "All". Below the filter is a list of five events, each with a checkbox and the event name, date, and location. The events are: "WJGA Western Open 03/24/2018 Capitol City GC", "WJGA Eastern Open 04/28/2018 Sun Willows", "WJGA Players Open 05/19/2018 Links GC", "District 1 Sub-District #1 - Gallery GC 06/21/2018 Gallery GC", and "District 1 Sub-District #2 - Snohomish GC 06/26/2018 Snohomish GC". At the bottom right, there are three buttons: a white "Back" button with a left-pointing arrow, a blue "Next" button with a right-pointing arrow, and a white "Cancel" button with a close icon. At the very bottom, there is a small copyright notice: "Copyright © 2000-2018 BlueGolf, LLC. All Rights Reserved. [Terms of Service](#)".

**Step 4:** Answer the volunteer questions for each tournament you are registering for:

**Tournaments Registration**

District 1 Sub-District #1 - Gallery GC

**Tournament Information**

\*8-13 year old walking scorer requirement  [Details](#)

\*Can you provide a volunteer at Gallery?

**Step 5:** After completing all of the volunteer questions, and an optional donation page, you will be directed to the credit card information page. Complete the information page and select next (you have the option to store your credit card information for future registrations if you wish):

**Tournaments Registration**

Click [here](#) to use Tournament Participant Name.

\*Name on Credit Card:

\*Address:

Address(cont):

\*City:

\*State


\*Zip

\*Credit Card:

Save card for future use

In order to complete registration, the cardholder must, by law, be 13 or older.

**Step 6:** A summary and total of your membership and tournament fees for this registration will appear and if everything is correct select register:

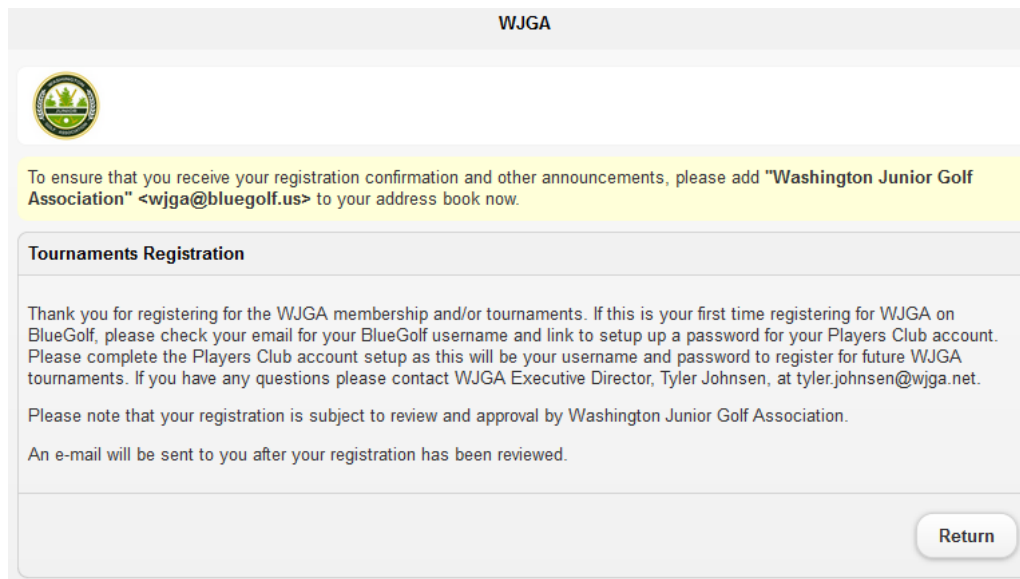


**Tournaments Registration**

Item	Details	Fee
Membership	2018 District 1 Membership	\$35.00
Tournaments	District 1 Sub-District #1 - Gallery GC (Jun 21, 2018)	\$45.00
Tournaments	District 1 Sub-District #2 - Snohomish GC (Jun 26, 2018)	\$45.00
<b>Total Fee:</b>		<b>\$125.00</b>

You must click Register to complete.

**Step 7:** Confirmation that registration has been completed. Please make sure to add the email address of [wjga@bluegolf.us](mailto:wjga@bluegolf.us) to your safe sender email list to ensure you receive confirmations; or check your junk mail in case they have been identified as spam mail.



**Step 8:** You will receive an email with your BlueGolf ID and link to create your BlueGolf account for all future registrations. Please make sure you view this email and complete this step:

---

Dear Tyler Test:

Players Club Id: TTEST175

Password: [Click here to set up password](#)

We are happy to inform you that your request to join Washington Junior Golf Association has been accepted. Above is your Players Club Id and Password.

Click [here](#) to print a receipt for this payment.

**Make sure you save your Id and password as you will use the Players Club Id and password you setup to login to the BlueGolf registration system as an existing user for all future tournament sign-ups**